



BSSH THE BRITISH SOCIETY FOR
SURGERY OF THE HAND

2024 SPRING SCIENTIFIC MEETING

25-26 APRIL - ROYAL ARMOURIES, LEEDS

With Guest Society, The Scandinavian
Society for Surgery of the Hand



CONTENTS

Welcome	2
BSSH Council	4
Programme Overview	5
Programme Thursday 25 April	7
Programme Friday 26 April	11
Free Paper Presentations Thursday	15
Free Paper Infographic Session	17
Free Paper Presentations Friday	19
Poster Presentations	21
Exhibition Floorplan	25
Exhibitors and Sponsors	26
Information for Delegates	33



WELCOME

Welcome to the BSSH meeting at The Royal Armouries Museum in Leeds!

If you get time during the meeting, please do have a look around the museum which tells the story of the development of arms and armour over time. Included in the collection is the world's biggest animal armour - see if you can find it!

The Queen's Hotel, where we are having our conference dinner, was built in the 1800s as a flagship hotel for the Leeds train station. It is believed to be the first hotel to offer en-suite facilities and has had many famous guests including Nelson Mandela.



In December 2012, the first UK hand transplant was performed in Leeds. Since then, the UK Hand and Upper Limb transplant service has continued to flourish.

It is thus apt that the BSSH Pioneer lecture, in honour of Simon Kay, will be delivered by Mark Pickford at the Leeds meeting.

I am delighted to welcome our guest society, The Scandinavian Society for Surgery of the Hand. We have a long track record of successful collaboration with our Scandinavian partners, and we hope this meeting will stimulate new partnerships clinically and in research. I would like to sincerely thank Mikael Wiberg, Michel Boeckstyns and Lars Dahlin who have guided the collaborative programme with sessions covering operative challenges, socioeconomic aspects of hand and upper limb conditions and the current knowledge of nerve injury, repair and regeneration.


For those interested in sports (golf in particular) Doug Campbell will share his unparalleled experience working with Pro golfers.

I would like to extend my personal thanks to the BSSH Secretariat who support and guide us in delivering our charitable activities throughout the year. This meeting would not have been possible without the organisational and negotiation skills of Kavita, Kevin and Head of the BSSH Secretariat, Charlotte. Thank you to James Henderson for the fabulous artwork and to Emily and Gabi for their skill in designing and producing the promotional material and this wonderful programme.

I would also like to thank our industry partners, you the BSSH members and guests for travelling and participating in this scientific event.

Finally, I would like to thank my colleagues (current, past and future) who have all helped to mould the programme and for supporting me during this presidential year.

Njut av Konferensen!



President 2024	Miss Grainne Bourke, FRCS(Plast)
Immediate Past President	Mr Dean Boyce, FRCS(Plast)
Vice President	Mr Carlos Heras-Palou, FRCSEd FRCS(Tr&Orth)
Vice President Elect	Mr Wee Lam, FRCS(Plast)
Honorary Treasurer	Mr Zaf Naqui, FRCS(TR&Orth)
Honorary Secretary	Mr Ian McNab, FRCS(Orth)
Council Member	Mr Fortune Iwuagwu, FRCS(Plast)
Council Member	Mr Jonathan Jones, FRCSEd(Tr&Orth)
Council Member	Mr Hywel Dafydd, FRCS(Plast)
Council Member	Mr Edwin Prashanth Jesudason, FRCS(Tr&Orth)
Council Member	Mr Ian Dougal Russell, FRCSG(Orth)
Council Member	Mrs Sarah Tucker, FRCS(Plast)
Council Member	Ms Jane McEachan, FRCS(Orth)
Council Member	Mr Sumedh Talwalkar, FRCS(Tr&Orth)
Council Member	Miss Rebecca Shirley, FRCS(Plast)



THURSDAY 25 April

MAIN LECTURE HALL (Royal Armouries Hall C)		PARALLEL LECTURE HALL (Bury Theatre)	
07:45	Registration		
08:25	Welcome		
08:30	Scandinavian Society for Surgery of the Hand		
08:45	BSSH Crest		
08:55	LION project	09:00	What I don't do anymore and why...controversial topics session
09:05	Free papers session		
10:00	Refreshment break and exhibition	10:00	Refreshment break and exhibition
10:30	Session: Nerve Surgery and Science - has anything happened?	10:30	NIHR POINT (proximal phalanx fracture) Trial results
12:10	Lecture: Hand and wrist issues in elite professional golfers - 15 years experience from the European Tour	11:00	Trauma Symposium
12:30	Lunch, Networking and Exhibition LEDA lunchtime symposium: Hand Fractures: Nailed! Introducing LEDA's Skeletal Dynamics Threaded Hand Nails	12:30	Lunch, Networking and Exhibition
13:30	Absent upper limb debate session	13:30	How to solve complications session
15:00	Refreshment break and exhibition	15:00	Refreshment break and exhibition
15:30	Unexplained hand and wrist pain - What is it? What do we do? Session	15:30	Free paper session
17:00	Close of Scientific Meeting Programme	17:00	Close of Scientific Meeting Programme
17:00	BSSH Business Meeting/EGM		
17:30	Close		

FRIDAY 26 APRIL

MAIN LECTURE HALL (Royal Armouries Hall C)		PARALLEL LECTURE HALL (Bury Theatre)	
08:30	Registration		
08:55	Welcome	08:50	Free paper session
09:00	Strategy update		
09:25	Belonging in hand surgery		
09:40	Autism and surgery		
10:00	Refreshment break and exhibition	10:00	Refreshment break and exhibition
10:30	BSSH guidelines update 2024	10:30	Registries Session
11:00	Free paper infographic session		
12:00	BSSH Pioneer Lecture in honour of Professor Simon Kay		
12:30	Lunch, Networking and Exhibition Osteotec lunchtime symposium - TriMed Wrist Fixation: A Fragment-Specific	12:30	Lunch, Networking and Exhibition
13:30	Diploma and MSc Presentation of Awards	13:30	Childrens hand surgery session
13:45	Socioeconomics in hand surgery populations session		
15:00	Refreshment break and exhibition	15:00	Refreshment break and exhibition
15:30	Technical session: How I do this	15:30	CHAULIG Business Meeting
16:45	Close of Meeting	16:45	Close of Meeting

THURSDAY 25 APRIL

07:45	Registration		
MAIN LECTURE HALL (Royal Armouries Hall C)			
08:25	Welcome Miss G Bourke		
08:30	Scandinavian Society for Surgery of the Hand Mr M Boeckstyns		
08:45	BSSH Crest Mr S Knight		
08:55	LION project Mr J Jones		
09:05	Osteotec: Donation towards LION project		
09:05	Main Lecture Hall (Royal Armouries Hall C)		Parallel Lecture Hall (Bury Theatre)
	Free papers session Chairs: Mr E P Jesudason and Ms C Chan		What I don't do anymore and why...controversial topics session Chairs: Mr D Thornton and Mr C Mariathas
	09:12	Continuous measurement of hand health using the patient evaluation measure Mr J Rodrigues	09:05 'Controversial procedures that I still perform and procedures that I have abandoned' Mr M Boeckstyns
	09:19	Computerised adaptive testing produces accurate PRWHE scores from fewer questions, and measures two distinct factors of "pain" and "motor function" Mr C Harrison	09:20 Controversial surgery Mr C Heras-Palou
	09:26	The burden of hand trauma surgery on primary care in the UK: a nation-wide analysis of antibiotic and opioid prescriptions Mr J Wormald	
	09:33	MISHAP: Managing Injuries - a study of hand appearance and psychosocial dysfunction Dr E Phoenix	09:35 Operation upcycling, recycling, bin it? Dr P Axelsson
	09:40	UK military upper limb amputations 10 years after cessation of hostilities in the Middle East Mr D Roberts	
	09:47	Sustainable hand surgery: incorporating water efficiency into clinical practice Miss F Solari	09:50 Panel Discussion
10:00	Refreshment break and exhibition		

10:30	Nerve Surgery and Science - has anything happened? Chairs: Professor M Wiberg and Professor A Hart		NIHR POINT (proximal phalanx fracture) Trial results Chair: Mr S Ankarath	
	10:30	Establishing international collaborative research & stimulating academic surgeons Professor M Wiberg	10:30	NIHR POINT results Miss A Karantana
	10:39	Engaging surgeons & establishing the Blond McIndoe Laboratories place in peripheral nerve research history Professor G Terenghi		
	10:48	Spinal cord reactions after peripheral nerve injury Professor L Novikov		
11:00	10:57	From trauma induced neuronal death & adjuvant pharmacotherapy & research supervision to clinical service delivery & a human neuron in vivo model Professor A Hart	Trauma Symposium Chair: Mr J Bedford	
	11:06	Evidence for early adult brachial plexus nerve surgery Miss S Jivan	11:00	An overview of the BSSH trauma standards and their design MrJ Bedford
	11:15	Intrinsic neuronal mechanisms following peripheral nerve injury Mr A Reid	11:10	HandsFirst RCSEng QIP Professor V Lees - recorded video
	11:24	The reality and ambition of advanced therapies for peripheral nerve reconstruction Assoc Prof P Kingham	11:20	BAHT Therapy Standards for Hand Trauma Ms M Parkinson
	11:33	End to side neurosynthesis - fact or fiction Mr J Kelly	11:30	The 2024 Scaphoid Fracture Standard Mr W Mason
	11:42	Brachial plexus surgery - epidemiology, timing & diagnostic accuracy of traditional investigations Miss G Bourke	11:40	Hand Trauma Pathways, Referrals & Paediatrics Mrs S Tucker, Mrs A Jester
	11:51	Future diagnostic/prognostic measures and in vivo monitoring of nerve health Mr R Wade	11:50	Hand Injury Prevention Mr I McNab
12:00	Panel discussion		Panel discussion + audience questions on improving trauma pathways	

THURSDAY 25 APRIL

12:10	Lecture: Hand and wrist issues in elite professional golfers - 15 years experience from the European Tour Mr D Campbell	
12:30	Lunch, Networking and Exhibition LEDA lunchtime symposium: Hand Fractures: Nailed! Introducing LEDA's Skeletal Dynamics Threaded Hand Nails	Lunch, Networking and Exhibition
13:30	Absent upper limb debate session Chairs: Mr J Haeney and Mr C Heras-Palou	How to solve complications session Chairs: Mr I Natalwala and Mr F Iwuagwu
13:30	Hand and upper limb transplant - my view Dr A Salawu	13:30 Missed or failed scaphoid/lunate ligament injury/repair Mr D Russell
13:40	Prosthetics -my view Miss A Barnard	
13:50	Hand transplant Professor S Kay	13:45 Failed trapeziumectomy - what next? Mr S Talwalkar
14:20	Prosthetics now and in the future - bionic, osseointegration, TMR Dr P Sassu	14:00 Wrist arthroplasty osteolysis Mr M Boeckstyns
		14:15 How to solve problems in flexor tendon repair Mr D Boyce
14:50	Panel discussion	14:30 Scaphoid non-union - options for salvage Dr O Reigstad
		14:45 Panel discussion
15:00	Refreshment break and exhibition	
15:30	Unexplained hand and wrist pain - What is it? What do we do? Chairs: Mr R Farnell and Miss M Birks	Free paper session Chairs: Dr D Leonard and Mr R Pinder
15:30	Adult rheumatology causes of wrist pain and fibromyalgia Dr J Maxwell	15:30 Healthcare provider awareness of decision support tools for the management of Dupuytren's disease and carpal tunnel syndrome - results from a self-administered online survey Mr K Sivasankaran
		15:37 A virtual clinic pathway for Dupuytren disease Miss L Ross

	15:45	Somatisation Mr J Hobby	15:44	The reprised role of the segmental (limited) fasciectomy in the post collagenase era Dr A Msellati
			15:51	Explant analysis of Motec metal-on-carbon-fibre reinforced poly ether ether ketone (CFR-PEEK) wrist prostheses Professor T Joyce
	16:00	Over16 - hypermobility and causes of wrist pain Miss M Birks and Ms S Rodgers	15:58	Dynamic malposition associated with Motec prosthesis in wrist arthroplasty Dr C S Gowda
			16:05	Surgical training and microsurgical upper limb reconstruction - a comparison of outcomes Mr C Cuggy
	16:15	Unexplained bruising and pain of the hand Dr M Wood	16:12	Marking for carpal tunnel decompression surgery - should we stop using the distal wrist crease as the proximal margin? Mr F Acquaah
			16:19	Preventing unnecessary metalwork penetration in distal radius fracture fixations in the orthopaedic department Miss H Morley
	16:30	Panel discussion - how I treated these cases?	16:26	Close
17:00	Close of the scientific meeting programme			
	17:00	BSSH Business Meeting/EGM		
	17:30	Close		



Society Dinner

Thursday 25 April 19:30

Please go to the registration desk to inquire about tickets.

Venue:

The Queens Hotel, New Station Street City Square

Leeds LS11PJ

Dress code:

Formal black tie

08:30	08:30	Registration	
	Main Lecture Hall (Royal Armouries Hall C)		Parallel Lecture Hall (Bury Theatre)
08:50			Free Paper Session Chairs: Mr R Wade and Mr H Dafydd
	08:55	Welcome	08:50 Tendon turnover technique and classification and clinical application in one stage Paneva - Holevitch procedure Mr A Barabas
	08:57	Strategy update Mr D Boyce and Miss G Bourke	08:57 Experience of living with chronic pain in conjunction with surgery for ulnar nerve compression at the elbow – a qualitative study Professor L B. Dahlin
			09:04 Patients with surgically treated neuroma have a high risk of long - term use of pain medication Professor L B Dahlin
			09:11 Diffusion tensor imaging of muscle alterations following sciatic nerve injury in rats Mr G Andersson
	09:18	FESSH Presentation Miss G Bourke	09:18 Health equity in scaphoid fractures and scaphoid fracture non-union at a large NHS Trust—13-year cohort analysis Mr U Rahman
	09:25	Belonging in hand surgery Mr J Paniker	09:25 Incidental findings associated with magnetic resonance imaging of the hand and wrist Dr M Beese
			09:32 Management of partial extensor tendon lacerations of the hand and forearm: a national survey of current UK practice Mr A Reed
	09:40	Autism and surgery Mr J Henderson	09:39 The effect of midcarpal fusions on dart thrower's motion: a cadaveric study Miss A Thompson

		09:46	A Comprehensive Network Meta-analysis Of Conservative Interventions For Thumb Carpometacarpal Osteoarthritis Mr A Thakker
		09:53	Close
10:00	Refreshment break and exhibition		
10:30	BSSH guidelines update 2024 Chairs: Mr R Wade, Mr C Milner and Miss C Hardie		10:30 Registries Chairs: Ms A Lupu and Dr M Zimmerman
	10:30	BSSH guidelines for base of thumb arthritis Mr S Gangopadhyay	10:30 HAKIR—from an idea to routine practice Professor M Arner
	10:45	BSSH guidelines for thumb MCP joint ulnar collateral ligament injury Mr N Riley	10:45 Wrist arthroplasty registry Mr M Boeckstyns
11:00	Free paper infographic session Chairs: Mr R Wade, Mr C Milner and Miss C Hardie		11:00 Linking regional, hand surgery and diabetes registers - a fruitful combination Dr M Zimmerman
	11:00	Preferred sutures and suturing techniques for the repair of zone 2 flexors amongst UK surgeons Mr K Al-masri	
	11:05	Restoring active shoulder external rotation in adults with internal rotation contracture after OBPP Mr P Wahlström	
	11:10	Reliability of clinical tests for prediction of occult scaphoid fractures and cost benefit analysis of a dedicated scaphoid pathway Mr A McDonough	
	11:15	Why did the polyethylene components of Universal II wrists fail: an explant analysis Professor T Joyce	
	11:20	Nerve regeneration through topographically patterned biodegradable nerve conduit featuring adipose derived support cells; an in vivo study Dr S Thomson	
		11:15	PSPJLA (video presentation) Mr T Quick

	11:25	The positive effects of botulinum toxin in the management of upper limb neuropathic pain Mr O Bloom		
	11:30	Computerised adaptive testing with the I-HaND scale for monitoring patients with upper limb nerve pathology Mr C Harrison	11:30	Panel discussion
	11:35	Cost-effective and environmentally sustainable cadaveric simulation training in hand surgery Dr H James		
	11:40	Can ultrasound reliably be used to assess stiffness of forearm tendons? Miss T Kelani		
	11:45	National survey of steroid injection practice by hand therapists Mrs L Cooper		
	11:50	Factors Influencing Surgical Treatment of De Quervain's Tendinopathy: a Retrospective Cross-Sectional Observational Study Mr A Thakker		
	11:55	Close		
12:00	BSSH Pioneer Lecture in honour of Professor Simon Kay Chair: Miss G Bourke			
	Microvascular Toe-to-hand transfer 19th April 1968 to April 2024; 56 years of evolution and innovation Mr M Pickford			
12:30	Lunch, Networking and Exhibition			
	Osteotec lunchtime symposium - TriMed Wrist Fixation: A Fragment - Specific Approach Mr Bhalla Consultant Orthopaedic Hand Surgeon at North Middlesex University Hospital			

13:30	Diploma and MSc presentation of awards Presenter: Mr M Brewster		Childrens hand surgery Chairs: Mr R Bains and Miss I N Sletten			
	13:30	Thumb hypoplasia Mr M Pickford				
13:45	Socioeconomics in hand surgery populations Chairs: Professor L B Dahlin and Ms J McEachan		13:45	Assessment of outcomes in childrens hand surgery Mr W Lam		
	13:45	Socioeconomic factors in nerve injuries and trigger fingers Professor L B Dahlin				
	14:00	Socioeconomic on carpal tunnel and Dupuytren's UK Professor D Furniss			14:00	Congenital transverse deficiency: Norwegian Epidemiolgy and Clinical study 1970-2019 Miss I N Sletten
	14:15	Socioeconomic factors in carpal tunnel syndrome and ulnar nerve entrapment Dr M Zimmerman			14:15	Panel discussion
	14:30	Scottish IMD and Dupuytren's Mr P Stirling				
	14:45	Panel discussion				
15:00	Refreshment break and exhibition					
15:30	Technical session: How I do this Chairs: Mr W Bhat and Mr A Kocheta		CHAULIG Business Meeting Chairs: Miss G Smith and Ms A Jester			
	15:30	Rearthroplasty for wrist? Mr M Boeckstyns				
	15:45	Lessons learned from/about DRUJ-arthroplasties Dr P Axelsson				
	16:00	Hemi hamate Mr J Henderson				
	16:15	Selective denervation Miss C Hernon				
	16:30	Panel discussion				
16:45	Close of the Scientific Meeting					

Thursday 25 April

09:12 – 10:00 – Royal Armouries C (main lecture hall)

Chairs: Mr E P Jesudason and Ms C Chan

<p>09:12</p>	<p>Continuous measurement of hand health using the Patient Evaluation Measure Prof J Rodrigues², Mr R Trickett³, Mr Nick Gape³, Mr S Hettiarachy⁴, Mr C Harrison⁵ (Senior) ¹Imperial College London, London, UK,²Warwick Clinical Trials Unit, Warwick, UK,³Cardiff and Vale University Health Board, Cardiff, UK,⁴Imperial College Healthcare NHS Foundation Trust, London, UK,⁵University of Oxford, Oxford, UK</p>
<p>09:19</p>	<p>Computerised adaptive testing produces accurate PRWHE scores from fewer questions, and measures two distinct factors of “Pain” and “Motor Function” Dr M R Harvey¹, Mr J Rodrigues², Ms J McEachan³, Mr S Tan⁴, Mr C Harrison⁵(Senior) ¹Oxford University Hospitals NHS Trust, UK, ²Warwick Clinical Trials Unit, UK, ³Fife NHS Board, UK, ⁴University of Cambridge, UK,⁵University of Oxford, UK</p>
<p>09:26</p>	<p>The burden of hand trauma surgery on primary care in the UK: a nation-wide analysis of antibiotic and opioid prescriptions Mr J Wormald^{1,2}, Dr M Catala-Sabate¹, Dr A Demelstri¹, Prof J Rodrigues³, Prof J Cook¹, Prof M Costa¹, Prof D Prieto-Alhambra¹(Senior) ¹NDORMS, University of Oxford, Oxford, UK, ²Oxford University Hospitals NHS Foundation Trust, Oxford, UK, ³Warwick University, Warwick, UK</p>
<p>09:33</p>	<p>MISHAP: Managing Injuries - a study of hand appearance and psychosocial dysfunction Dr E Phoenix^{1,2}, Dr E Geary², Mr D McLaughlin³, Mr C Morrison², Prof R Dolan² (Senior) ¹School of Medicine, University College Dublin, Ireland, ²Department of Plastic Surgery, St Vincent's University Hospital, Ireland, ³School of Psychology, University College Dublin, Ireland</p>
<p>09:40</p>	<p>UK military upper limb amputations 10 years after cessation of hostilities in the Middle East ¹Mr D Roberts, Surg Lt Cdr L Kilbane, Surg Capt S Stapley (Senior) Queen Alexandra Hospital, Portsmouth, UK</p>

09:47	<p>Sustainable Hand Surgery: incorporating water efficiency into clinical practice Miss F Solari, Dr S Gasson, Mr E P Jesudason (Senior) 1Ysbyty Gwynedd, Bangor, UK</p>
-------	---

Bury Theatre (Parallel Lecture Hall) **FREE PAPER PRESENTATIONS**

Thursday 25 April

15:30 - 16:30 Bury Theatre (parallel lecture hall)

Chairs: Dr D Leonard and Mr R Pinder

15:30	<p>Healthcare provider awareness of decision support tools for the management of Dupuytren's disease and Carpal Tunnel Syndrome - results from a self-administered online survey Mr K Sivasankaran¹, Dr R Karl¹, Mr Z Naqui², Mr M Horwitz (Senior) ¹Chelsea & Westminster Hospital NHS Foundation Trust, Chelsea, UK, ²Northern Care Alliance NHS Foundation Trust, UK</p>
15:37	<p>A virtual clinic pathway for Dupuytren disease Miss L Ross¹, Ms J McEachan¹, Mr S Harrison² (Senior) ¹Queen Margaret Hospital, Fife, Dunfermline, UK</p>
15:44	<p>The reprised role of the segmental (limited) fasciectomy in the post collagenase era Dr A Msellati¹, Dr T Derksen¹, Dr PJ O'Donoghue¹, Ms L Kearney¹, Mr M O'Shaughnessy¹ (Senior) ¹Cork University Hospital, Ireland</p>
15:51	<p>Explant analysis of Motec metal-on-carbon-fibre reinforced poly ether ether ketone (CFR-PEEK) wrist prostheses Professor T Joyce¹, Dr G Kandemir¹, Mr N Silver², Professor D Warwick³, Mr D Brown² (Senior) ¹Newcastle University, Newcastle upon Tyne, UK, ²Liverpool University Hospitals NHS FT, UK, ³Wessex Nuffield Hospital, UK</p>
15:58	<p>Dynamic malposition associated with Motec prosthesis in wrist arthroplasty Dr C S Gowda¹, Ms M Baker¹, Mr T J Halsey¹, Mr A J Kocheta¹, Mr J Paniker¹ (Senior) ¹The Rotherham NHS Foundation Trust, Rotherham, UK</p>
16:05	<p>Surgical training and microsurgical upper limb reconstruction: a comparison of outcomes Mr C Cuggy^{1,2}, Mr C Hurley^{1,2}, Mr P Sullivan^{1,2}, Mr S Ibrahim^{1,2}, Prof R Dolan^{1,2} (Senior) ¹Beaumont Hospital, Ireland, ²Royal College of Surgeons, Ireland</p>
16:12	<p>Marking for carpal tunnel decompression surgery - should we stop using the distal wrist crease as the proximal margin? Mr F Acquah¹, Mr C Coombs², Ms E Gjelaj³, Mr A Hunter¹ (Senior) ¹University College London Hospital NHS Foundation Trust, Euston, UK, ²University College London Medical School, Euston, UK, ³Francis Crick Institute, King's Cross, UK</p>

16:19	<p>Preventing unnecessary metalwork penetration in distal radius fracture fixations in the orthopaedic department</p> <p>Miss H Morley, DD Reed, Mr R Jeffers (Senior)</p> <p>¹Bradford Royal Infirmary, Bradford, UK</p>
-------	---

Royal Armouries C (main lecture hall) FREE PAPER INFOGRAPHIC SESSIONS

Friday 26 April


Free paper infographic session

11:00 -11:55 - Royal Armouries C (main lecture hall)

Chairs: Mr R Wade, Mr C Milner and Ms C Hardie

11:00	<p>Preferred sutures and suturing techniques for the repair of zone 2 flexors amongst UK surgeons</p> <p>Mr K Al-masri¹, Miss A Dhannoon², Mr S Majumder¹ (Senior)</p> <p>¹The Mid Yorkshire Teaching NHS Trust, UK, ²Hull University Teaching Hospitals NHS Trust, UK</p>
11:05	<p>Restoring active shoulder external rotation in adults with internal rotation contracture after OBPP</p> <p>Mr P Wahlström¹, Mr D Welin¹, Mr P Nordmark¹ (Senior)</p> <p>¹Dep. of Hand and Plastic Surgery, Umea, Sweden</p>
11:10	<p>Reliability of clinical tests for prediction of occult scaphoid fractures and cost benefit analysis of a dedicated scaphoid pathway</p> <p>Mr A McDonough¹, Mr T Dawson¹, Ms L McKeel¹, Mr L Muir¹, Miss J Ruston¹, Mr Z Naqui¹ (Senior)</p> <p>¹Northern Care Alliance, Stott Lane, UK</p>
11:15	<p>Why did the polyethylene components of Universal II wrists fail: an explant analysis</p> <p>Professor T Joyce¹, Dr G Kandemir¹, Mr N Zreik², Mr S Talwalkar², Professor I Trail² (Senior), ¹Newcastle University, Newcastle upon Tyne, UK, ²Wrightington, Wigan and Leigh NHS Trust, Wigan, UK</p>
11:20	<p>Nerve regeneration through topographically patterned biodegradable nerve conduit featuring adipose derived support cells: an in vivo study</p> <p>Dr S Thomson¹, ²Miss G Higgins², Ms C Lee², Dr C Berry², Dr B Nottelet⁵, Dr R Wallace⁴, Dr J Riddell², ²Dr M Riehle², Dr P Kingham³, Prof A Hart^{1,2} (Senior)</p> <p>¹Canniesburn Plastic Surgery Unit, NHS GGC, Glasgow, UK, ²Advanced Research Centre, University of Glasgow, Glasgow, UK, ³Umea Universitet, Umea, Sweden, ⁴Edinburgh University, Edinburgh, UK, ⁵Montpellier University, France</p>
11:25	<p>The positive effects of botulinum toxin in the management of upper limb neuropathic pain</p> <p>Miss T Papavasiliou¹, Mr O Bloom¹, Dr M Oyewole¹, Dr D Pang¹, Miss L Uppal¹ (Senior)</p> <p>¹Guy's & St Thomas' NHS Foundation Trust, London, UK</p>

11:30	<p>Computerised Adaptive Testing with the I-HaND scale for monitoring patients with upper limb nerve pathology Dr M R Harvey¹, Mr R G Wade⁷, Mr J Rodrigues⁴, Mrs C Jerosch-Herold⁵, Mr C Karia⁷, Mrs C Miller³ Miss G Bourke², Ms A Dony⁷, Mr C McGhee³ Mr C Harrison¹ (Senior) ¹Oxford University Hospitals NHS Trust, Oxford, UK, ²Leeds Teaching Hospitals NHS Trust, UK, ³University Hospitals Birmingham NHS Foundation Trust, UK, ⁴Warwick Clinical Trials Unit, UK, ⁵University of East Anglia, UK, ⁶University of Oxford, UK, ⁷University of Leeds, UK</p>
11:35	<p>Cost-effective and environmentally sustainable cadaveric simulation training in hand surgery Dr H James¹(Senior) ¹University Hospital Coventry & Warwickshire, Coventry, UK</p>
11:40	<p>Can ultrasound reliably be used to assess stiffness of forearm tendons? Miss T D Kelani¹, Dr E Astrinakis², Dr P Sookur², Dr W Lumsdaine², Mr G Murphy², Mr Y Li², Mr M D Horwitz²(Senior), Dr A E Kedgley¹ ¹Imperial College London, London, UK²Chelsea and Westminster NHS Trust, London, UK</p>
11:45	<p>National survey of steroid injection practice by hand therapists Mr A Mustafa¹, Miss S Jivan¹, Mrs L Cooper¹(Senior) ¹Pinderfields General Hospital, Wakefield, UK</p>
11:50	<p>Factors Influencing Surgical Treatment of De Quervain's Tendinopathy: a Retrospective Cross-Sectional Observational Study Mr A Thakker⁴, Dr L Lai¹, Mr N Johnson², Professor J Dias³ ¹Wirral University Trust Hospitals, Wirral, United Kingdom, ²Academic Team of Musculoskeletal Surgery, Leicester General Hospital, University Hospitals of Leicester NHS Trust, UK, ³The Pulvertaft Hand Centre, Royal Derby Hospital, University Hospitals of Derby and Burton NHS Trust, UK, ⁴James Cook University Hospital, Middlesbrough, UK</p>



Friday 26 April

Free paper session

08:50 – 10:00 – Bury Theatre (parallel lecture hall)

Chairs: Mr R Wade and Mr H Dafydd

08:50	<p>Tendon turnover technique and classification and clinical application in one stage Paneva-Holevitch procedure Mr A Barabas¹ ¹Hinchingbrooke Hospital, High Street, Hemingford Abbots, UK</p>
08:57	<p>Experience of living with chronic pain in conjunction with surgery for ulnar nerve compression at the elbow: a qualitative study MD A Giöstad¹ OT I Carlsson² MD E Nyman³ Professor L B Dahlin¹ ¹Lund University, Dept of Translational Medicine - Hand Surgery, Malmö, Sweden, ²Linköping University, Department of Biomedical and Clinical Sciences, Linköping, Sweden, ³Department of Hand Surgery, Skåne University Hospital, Malmö, Sweden, ⁴Department of Hand Surgery, Plastic Surgery and Burns, Linköping University Hospital, Linköping, Sweden</p>
09:04	<p>Patients with surgically treated neuroma have a high risk of long-term use of pain medication MD E Dahlin¹, MSc R Perez³, MD M Zimmerman², MD J Merlo⁵, MD E Nyman⁶, Professor L B Dahlin⁴ ¹Lund University, Department of Translational Medicine - Hand Surgery, Malmö, Sweden, ²Department of Orthopedics, Helsingborg hospital, Helsingborg, Sweden, ³Lund university, ⁴Department of Clinical Sciences, Unit for Social Epidemiology, Malmö, Sweden, ⁵Department of Hand Surgery, Skåne University Hospital, Malmö, Sweden, ⁶Center for Primary Health Research, Region Skåne, Malmö, Sweden, ⁶Department of Hand Surgery, Plastic Surgery and Burns, Linköping University Hospital, Linköping, Sweden</p>
09:11	<p>Diffusion tensor imaging of muscle alterations following sciatic nerve injury in rat Mr A Lundgren¹, Professor M Wiberg^{1,2}, Professor L Novikov¹, Mr G Andersson^{1,2} ¹Dept of Integrative Medical Biology, Umea University, Umea, Sweden, ²Dept of Surgical and Perioperative Sciences, Hand surgery, Umea University, Umea, Sweden</p>
09:18	<p>Health equity in scaphoid fractures and scaphoid fracture non-union at a large NHS Trust—13-year cohort analysis Mr U Rahman^{1,2}, Mr D S Edwards¹, Miss L Newington¹, Mr L Dimascio¹, Mr D Williams¹, Mr K R Vaghela¹, Professor X Griffin^{1,2}, Miss J Lane^{1,2} ¹Barts Bone and Joint Health, UK, ²The Royal London Hospital, Barts NHS Trust, UK</p>

09:25	<p>Incidental findings associated with magnetic resonance imaging of the hand and wrist Dr M Beese¹, Dr P Gurung¹, Mr J Hall², Dr A Shuttleworth¹, Ms S Zhen³, Mr C Karia^{1,3}, Associate Professor G Bourke^{1,3}, Mr R Wade^{1,3} ¹Department of Plastic, Reconstructive and Hand Surgery, Leeds Teaching Hospitals Trust, Leeds, UK, ²Institute of Applied Health Research, University of Birmingham, UK, ³Leeds Institute for Medical Research, University of Leeds, UK</p>
09:32	<p>Management of partial extensor tendon lacerations of the hand and forearm: a national survey of current UK practice Mr A Reed¹, Mr R Wade², Mr J Wormald³, Miss K Dickson⁴, Mr A Mantelakis⁴, Mr D Izadi⁵, Professor D Furniss³ ¹Stoke Mandeville Hospital, Buckinghamshire Healthcare NHS Trust, Aylesbury, UK, ²Leeds Institute for Medical Research, University of Leeds, UK, ³Nuffield Department of Orthopaedics, Rheumatology and Musculoskeletal Science, Botnar Research Centre, UK, ⁴University Hospital Birmingham NHS Foundation Trust, Queen Elizabeth Hospital, UK, ⁵University Hospital Coventry and Warwickshire NHS Foundation Trust, UK</p>
09:39	<p>The effect of midcarpal fusions on dart thrower's motion: a cadaveric study Miss A Thompson¹, Mr J Kennedy², Miss P Rust^{1,2} ¹Edinburgh Medical School, The University of Edinburgh, UK, ²Hooper Hand Unit, St John's Hospital, UK</p>
09:46	<p>A Comprehensive Network Meta-analysis Of Conservative Interventions For Thumb Carpometacarpal Osteoarthritis Mr A Thakker¹, Ms M Hau², Dr J Ramchandani³, Mr N Johnson⁴, Professor A Sutton⁵, Professor J Dias¹ ¹Academic Team of Musculoskeletal Surgery, UK, ²Leicester General Hospital, UK, ³Queen Alexandra Hospital, UK, ⁴The Pulvertaft Hand Centre, UK, ⁵University of Leicester, UK</p>



Hand Surgery: historical international perspectiveMr K Al-masri¹, Miss S Jivan¹(Senior)¹The Mid Yorkshire Teaching NHS Trust, Wakefield, UK**Diffusion tensor imaging of peripheral nerve injury in rat - Insights into feasibility and timing of scans.**Mr A Lundgren¹, Professor M Wiberg¹, ² Professor L Novikov¹, Mr G Andersson¹, ² (Senior)¹Dept of Integrative Medical Biology, Umea University, Umea, Sweden, ²Dept of Surgical and Perioperative Sciences, Hand Surgery, Umea University, Umeå, Sweden**Do plastic surgery patients conduct self-directed research into their own hand conditions and are patients satisfied with the explanation of what conditions are and procedures involve? A single centre survey**Mr E Campbell¹, Dr M Nowrin¹, Mr S Majumder¹(Senior)¹Pinderfields Hospital, Mid Yorkshire Teaching NHS Trust, UK**The sourcing of up-to-date knowledge on hand injuries and conditions - is this difficult for primary care?**Mr E Campbell¹, Mr S Majumder¹(Senior)¹Pinderfields Hospital, Mid Yorkshire Teaching NHS Trust, UK**Retrospective cohort study of union rate in operative treatment of scaphoid non-union**Miss N Carroll¹, Dr S Picker¹, Miss B Jelpke¹, Mr R Pratt¹(Senior)¹Northumbria NHS Foundation Trust, UK**Identifying key fracture fragments in distal radius fractures: are traditional methods of assessment appropriate?**Mr T Cash¹, Mr D Karthikappallil¹, Mr M Solari¹, Mr C Wyatt¹, Mr G Cheung¹, Mr D Brown¹(Senior)¹Liverpool University Hospitals NHS Foundation Trust, Liverpool, UK**Nail gun injury to the hand wrist: a systematic literature review**Dr E Phoenix¹, Dr S Chintapalli¹, Dr S Cullen¹, Dr R Dolan¹(Senior)¹Department of Plastic and Reconstructive Surgery, St Vincent's University Hospital, Dublin, Ireland**Intra-operative Indocyanine Green Angiography (ICGa) as an adjunct to safe and reliable superficial fascial plane free-tissue elevation in upper limb reconstruction**Mr J Clements¹, Dr J Clements¹, Mr M McBride¹(Senior)¹The Ulster Hospital Dundonald, Belfast, UK**Reliable, Cheap and adaptable suspension technique for wrist arthroscopy**Mr M Hachem¹, Mr J Compson¹(Senior)¹Kings College Hospital, London, London, UK

Circumferential digit marking to prevent inadvertent wrong site surgery or anaesthetic administration

Miss A Dhannoon¹, Miss I Shariat¹, Mr C Milner¹(Senior)
¹Hull University Teaching Hospitals NHS Trust, Cottingham, UK

Skill acquisition in zone II flexor tendon repair; a pilot study of the Edinburgh Structured Assessment of Flexor Tendon Repair (ESAFTER)

Dr E Faulkner¹, Mr M Hadjiandreou¹, Mr J Kennedy¹, Miss P Rust¹(Senior)
¹Department of Plastic and Reconstructive Surgery, St John's Hospital Livingston, UK

Attrition rupture of flexor tendons after distal radius fixation: patient-reported outcomes after surgical management

Ms A Haddon¹, Mr P HC Stirling², Mr S G Molyneux¹, Mr A D Duckworth¹, Ms C K Simpson² (Senior)
¹Department of Trauma and Orthopaedic Surgery, Royal Infirmary of Edinburgh, UK,
²Department of Plastic Surgery, St John's Hospital, Livingston, UK

Magnetic resonance imaging for detecting root avulsions in obstetric brachial plexus injuries

Miss C Hardie^{1,2}, Mr C Karia^{1,2}, Dr J Kraft¹, Mr R Bains¹, Professor S Kay¹, Miss G Bourke^{1,2} (Senior)
¹Leeds Teaching Hospitals Trust, Leeds, UK, ²University of Leeds, UK

The elephant on the scan ulnar nerve compression by anomalous superficial muscle – Case Report

Ms M Ibrahim¹, Mr J Henderson¹(Senior)
¹Southmead Hospital, NBT, Bristol, UK

Lessons from the pandemic for hand surgery in Wales

Mr O Lawrence¹, Mr V Shanbhag¹ (Senior)
¹Aneurin Bevan University Health Board, Cwmbran, UK

Trapeziectomy versus total joint arthroplasty: a comparison of health utility outcomes collected by the UK Hand Registry

Mr W Matthews¹, Mr G Hourston¹, Mr A Chojnowski¹ (Senior)
¹Norfolk & Norwich University Hospital, Norwich, UK

<p>Management of the acutely ischaemic hand Dr H McCance¹, Mr T Noblet¹, Mr R Bains ¹, Mr W Bhat¹ (Senior)¹ LTHT, Leeds, UK</p>
<p>An upper limb burn from a cryotherapy chamber on the High Street- Beware! Dr C Cudden¹, Ms S Mccrossan¹, Ms S Beecher¹ (Senior) ¹Rcsi, Hillsborough, UK</p>
<p>Clear cell sarcoma of the limbs- a frightening diagnosis! Dr C Cudden¹, Ms S Mccrossan¹, Mr J Kelly¹ (Senior) ¹Cork University Hospital, Cork, Ireland</p>
<p>Self-amputation in the upper limb: case presentations and literature review of psychiatric management peri-operatively Mr D McGrane¹, Miss N Cain², Mr H Wright², Mr S Hasham² (Senior) ¹University Of Nottingham, Nottingham, UK, ²Queens Medical Centre, Nottingham, UK</p>
<p>Accessory flexor carpi ulnaris muscle: a rare cause of ulnar nerve compression at the wrist (case report) Miss A Moore¹, Mr K C Lee¹, Miss H Hindiyeh¹, Mr S George¹ (Senior) ¹Queen Elizabeth Hospital Birmingham, UK</p>
<p>An online review of patient information for volar plate injuries in NHS trusts across the UK Mr A Mustafa¹, Miss S Jivan¹ (Senior) ¹Mid Yorkshire Hospitals NHS Trust, Wakefield, UK</p>
<p>Patient perceptions of hand injury at a single centre unit – a survey Mr A Mustafa¹, Miss S Benz ² Miss C Stephenson ², Mr S Southern ¹ (Senior) ¹Mid Yorkshire Hospitals NHS Trust, Wakefield, UK, ²University of Leeds, UK</p>
<p>Development of eye-hand-coordination assessment as an objective tool for evaluation of functional outcome after peripheral nerve injury affecting the hand Mr K Ung³, Mr J M. Yau³, Dr P Nordmark^{1,2,4} (Senior) ¹The Department of Medical and Translational Biology, Umeå University, Sweden, ²The Department of Diagnostics and Intervention, Umeå University, Sweden, ³Baylor College of Medicine, USA, ⁴Hand and Plastic Surgery Clinic, University Hospital of Northern Sweden, Sweden</p>

Digit representations in the primary somatosensory cortex (S1) after median nerve injury, repair and reinnervation

Dr P Nordmark^{1,2,3} (Senior)

¹Hand and Plastic Surgery Clinic, University Hospital of Northern Sweden, Umeå, Sweden, Umeå, Sweden, ²The Department of Medical and Translational Biology, Umeå University, Sweden, ³The Department of Diagnostics and Intervention, Umeå University, Sweden

Reverse palmaris longus involving guyon's canal causing ulnar nerve compression

Mr D Peberdy¹, Mr S Gujral¹(Senior)

¹University Hospitals Plymouth, UK

Optimising workload and patient care: audit of a local scaphoid fracture pathway

Dr T Poulton¹, Miss S Donoghue¹, Miss G Kennedy², Miss A Perusseau-Lambert³, Miss S Fullilove¹, Mr C Gozzard¹(Senior)

¹University Hospitals Plymouth NHS Trust, UK, ²Royal Cornwall Hospitals NHS Trust, UK, ³Guy's and St Thomas' NHS Foundation Trust, UK

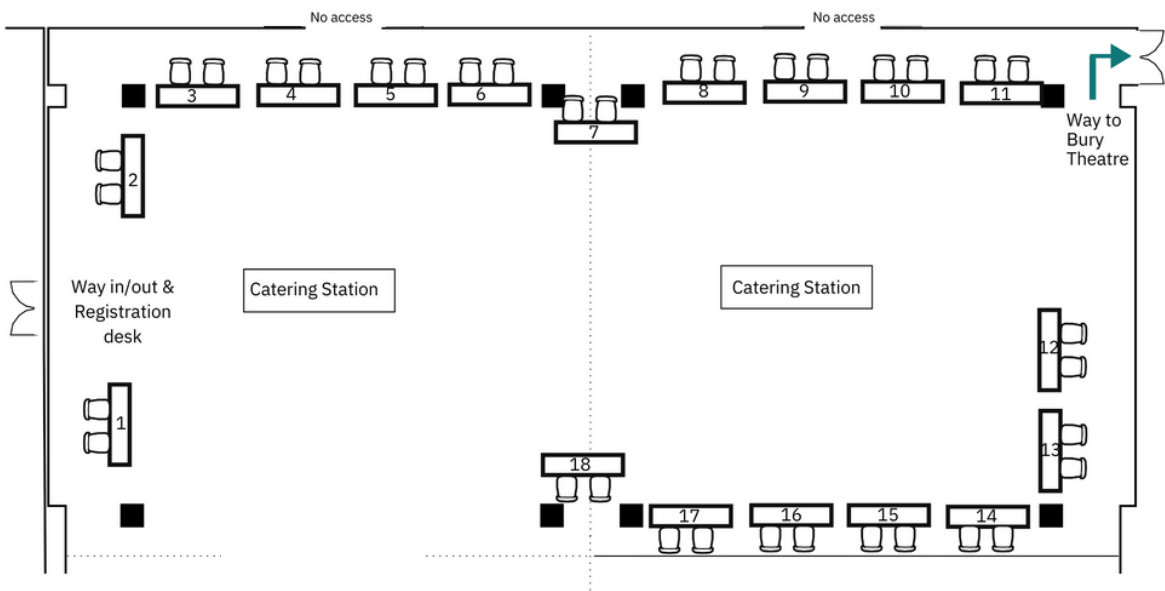
Patient satisfaction using Wide Awake Local Anaesthesia No Tourniquet (WALANT) in adults undergoing elective hand surgery: a systematic review and meta-analysis

Mr A Siu¹, Miss R S Wong², Miss Z Ahmed², Mr C Talwar³, Mr D Nikkah^{3, 4}(Senior)

¹GKT School of Medical Education, London, UK, ²University College London Medical School, London, UK, ³Department of Plastic and Reconstructive Surgery, Royal Free London NHS Foundation Trust, London, UK, ⁴UCL Division of Surgery and Interventional Sciences, London, UK



Exhibition floorplan - Hall A & Hall B



- BSSH Registry (Registration desk)
- BSSH Global Partnerships (Hall C)
- SCOTT (Hall C)
- Arthrex (Foyer)
- H&M Medical (Foyer)
- 1. Acumed
- 2. Sychem Surgical
- 3. Mercian
- 4. Joint Operations
- 5. Össur
- 6. PolyNovo UK Limited
- 7. LEDA

- 8. Surgical Holdings
- 9. MIS Healthcare
- 10. Lavender Medical
- 11. Sovereign Medical
- 12. Medartis
- 13. Anetic Aid Ltd
- 14. KLS Martin
- 15. IGEA Medical
- 16. Osteotec
- 17. SE1 Lorenzo Garagnani Hand Rejuvenation
- 18. Vertec





Acumed Ltd
Heubner House
The Fairground
Weyhill
Andover
SP11 0QN

Email: customerservices@acumed.uk.com
Telephone: 01264 774450
Website: www.acumed.net

A company built on ingenuity, hard work, and compassion. What started as a small family business in 1988 has since evolved into a global market leader, providing orthopaedic and medical solutions that improve patient care around the world.



Anetic Aid Ltd
Sapper Jordan Rossi Business Park
Otley Road
Basildon
BD17 7AX

Email: sales@aneticaid.com
Telephone: 01943 878647
Website: www.aneticaid.com

Anetic Aid are UK market leaders in innovative design and manufacture of medical equipment to an exceptionally high standard. We source world-class materials and components, take pride in our workmanship, whilst offering second to none customer service support and expert AnetiCare service and maintenance.



Arthrex Ltd
Innovation Point
Central Boulevard
Blythe Valley Business Park
Solihull
B90 8AG

Email: orders@arthrex.com
Telephone: 0114 232 9180
Website: www.arthrex.co.uk

As a major player in the field of orthopaedic surgery for over 40 years, Arthrex produces and distributes medical devices in over one hundred countries around the world. Arthrex has held a subsidiary office in the UK since 1996. Pursuing the mission of Helping Surgeons Treat Their Patients Better, Arthrex has become a pioneer in the field of arthroscopy and has thus created more than 14,000 surgical products and procedures offering real advances in the practice of minimally invasive orthopaedic surgery. The medical significance of our contributions serves as our primary benchmark of success and will continue into the future as the legacy of Arthrex.

EXHIBITORS AND SPONSORS



HM Medical Distribution Ltd
16 Gerard Centre
Gerard street
Ashton-in-Mackerfield
WN4 9AN

Email: contact@hmmedical.co.uk
Telephone: 07447 433878
Website: www.hmmedical.co.uk



IGEA SPA
Via Parmenide
10/A - 41014 Carpi
(MO) Italy

Email: customerservicesuk@igeamedical.com
Telephone: 01937 547065
Website: www.igeamedical.com

HM CAST is the first orthopaedic tubular immobilization system, which is designed from special materials and offers a One-Step Solution, like All in One Kit.

It allows patients to enjoy their daily hygiene routine, to take a shower, bath or go to a pool without any cast cover on it.

HM CAST is the abbreviation of Hybrid Mesh, meaning that our product is made up of unique fabric that constitutes multi-functioning net (net structure).

IGEA Medical is a biomedical company and a world leader in biophysical therapies for bone and joint. Our activities focus on the study of interactions between biological systems and physical stimuli used for therapeutic purposes in musculoskeletal medicine. Our mission is to improve patients' Quality of Life by developing and producing innovative, effective and safe therapeutic systems for clinical practice. IGEA's commitment is reflected in the principle that guides IGEA staff every day: "The culture of scientific research, honesty and moral commitment that brings us closer to people who are suffering have been and will forever be the light that guides IGEA."

Joint Operations Ltd
Unit 11
Interface Business Park
Bincknoll Lane
Royal Wootton Bassett
Wiltshire
SN4 8SY



Email: service@jointoperations.co.uk
Telephone: 01793 575050
Website: www.jointoperations.co.uk

Founded in January 2015, Joint Operations provides a bridge between suppliers of innovative healthcare technologies and clinical teams working within joint & nerve preservation in the UK & Ireland.

Joint Operations partnered with Axogen, are the UK provider of sterilised human nerve graft in a range of lengths and diameters for nerve gap management.



KLS Martin Group
25 Boulton Road
Reading
RG2 0NH

Email: info.uk@klsmartin.com
Telephone: 0118 467 1500
Website: www.klsmartin.com



Lavender Medical
11 Amor Way
Letchworth Garden City
SG6 1UG

Email: info@lavendermedical.com
Telephone: 03456 769733
Website: www.lavendermedical.com



Leda Orthopaedics
Unit 4 Hinchingsbrook Business Park
Falcon Court, Falcon Road
Huntingdon
Cams
PE29 6AH

Email: sales@ledaortho.com
Telephone: 01480 457222
Website: www.ledaortho.com

Surgical Innovation is our Passion. This is a promise we have pursued in surgery since 1896. With this claim in mind, we develop and market medical technology solutions such as implant systems, electrosurgery units, surgical laser systems, sterilisation containers, OR lights, as well as surgical instruments. And in many cases, we have set new benchmarks. The KLS Martin Group is the umbrella brand for the companies Karl Leibinger Medizintechnik, Gebrüder Martin, KLS Martin in Freiburg, Rudolf Buck and KLS Martin in the USA, as well as numerous subsidiaries and representative offices throughout the entire world. Our products are used in more than 140 countries all over the world.

LLavender Medical is a specialised provider of cutting-edge osteosynthesis products catering primarily to the orthopaedic extremities market. Our company collaborates closely with prominent research-driven manufacturers, allowing us to introduce the most advanced technologies and methodologies for hand and wrist surgery, to the United Kingdom. In addition to our extensive product line, we offer a comprehensive selection of innovative hand fusion devices designed for PIPJ, MCP, and Carpal Fusions.

Lavender Medical is committed to extremities.

As supporters of hand surgery education and a variety of BSSH initiatives, LEDA Orthopaedics are again proud to sponsor this excellent scientific meeting.

We look forward to meeting you to discuss our exciting portfolio of products, ranging from Dr Jorge Orbay's Skeleton Dynamics, featuring the Geminus Distal Radius System and FREEFIX Ulnar shortening Osteomy System, through to the Group Lepine MAIA CMCJ thumb replacement.

We also present 3D life prints, our partners for osteotomy and custom guides, simplifying the most complex case.

EXHIBITORS AND SPONSORS

medartis

3 Pinnacle Way
Pride Park, Derby
DE24 8ZS

Email: customerserviceUK@medartis.com
Telephone: 01924 476699
Website: www.medartis.com

MERCIAN

Surgical Instruments of Excellence

Mercian
10 Topaz Business Park
Topaz Way
Bromsgrove
Worcester
B61 0GD

Email: info@merciansurgical.com
Telephone: 0844 879 1133
Website: www.merciansurgical.com



MIS Healthcare
26-27 Capitol Way
Colindale
NW9 0EQ

Email: info@mishealthcare.co.uk
Telephone: 0208 205 9500
Website: www.mishealthcare.co.uk



Össur UK
Unit No 1
S:Park
Hamilton Rd
Stockport
SK12AE

Email: ukprosthetics@ossur.com
Telephone: 03450 065 065
Website: www.ossur.com

Medartis is the global innovation leader in implants for osteosynthesis in the fields of cranio-maxillofacial surgery as well as upper and lower extremities. Our products contribute significantly to the optimal restoration of bone fractures. This shortens the rehabilitation period for the patients and noticeably improves their quality of life.

Mercian are the UK's leading supplier of quality hand surgery instruments including a comprehensive programme of microsurgery Instruments. Quality, precision, specialisation and service are the cornerstones of our company philosophy. Mercian Hand Surgery Instruments are the preferred choice of Surgeons and used in leading centres throughout the UK. We will be showing at the meeting; Acland Micro Vessel Clamps. Digiband finger tourniquets.

Delivering world-class medical imaging solutions, MIS Healthcare has built its reputation for excellence by providing high end imaging equipment, supplied by renowned manufacturers. MIS Healthcare has remained diversified, supplying a variety of premier products and solutions everything from Digital Radiography, Ultrasound, Radiation Oncology Systems and PACS Solutions. At MIS Healthcare we remain driven by our passion for providing high quality imaging solutions in the interest of accurate diagnosis.

At Össur, we pride ourselves on continuously pushing the boundaries to create some of the most effective, non-invasive mobility solutions on the market today. True advocates of "Life Without Limitations", our focus is on Prosthetic, Osteoarthritis and Injury Solutions.

Össur serves an extensive range of medical professionals and works closely with leading research and educational bodies in our field. We maintain a powerful service ethic, listening and responding to the diverse needs of our customers.

Osteotec®

Osteotec
Building 81
Greenham Business Park
Newbury
Berkshire
RG19 6HW

Email: sales@osteotec.co.uk
Telephone: 01202 487885
Website: www.osteotec.com



PolyNovo UK Limited
10 John Street
London
WC1N 2EB

Email: info@polynovo.com
Telephone: 07961 243404
Website: www.polynovo.com



SE1 Medical Aesthetics
139-143 Bermondsey Street
Gr Floor Rankin Building
London
SE1 3UW

Email: contact@se1medicalaesthetics.com
Telephone: 07831 602433
Website: www.se1medicalaesthetics.com/lorenzo-garagnani-hand-rejuvenation-masterclass

Osteotec's mission is to provide industry-leading, specialist orthopaedic extremities solutions and superior services to healthcare professionals that improve patient outcomes, developing a comprehensive product portfolio and working with leading global manufacturers as their partner of choice.

Our focus on innovative products and design philosophies that stand the test of time is reflected in our partnerships with international manufacturers including TriMed, Enovis and the DJO and Mathys brands as we develop and grow our comprehensive shoulder-to-finger solutions.

NovoSorb BTM (Biodegradable Temporarily Matrix) is a unique synthetic dermal scaffold that provides an effective reconstructive option for a range of complex wounds. BTM is indicated for use in the management of wounds including partial and full thickness wounds, pressure ulcers, venous and diabetic ulcers, surgical wounds, trauma wounds, burns, and scar reconstruction. This unique matrix is composed of a wound-facing biodegradable open cell foam, bonded to a non-biodegradable transparent sealing membrane. BTM enables the generation of a vascularised neodermis, which provides a more robust foundation for wound reconstruction than grafting alone, limiting wound scarring and contracture.

Lorenzo Garagnani OSI MD PGDip (Aesthetic & Wellness Medicine) FRCS EBHS DipHandSurg is a dually qualified hand surgeon and aesthetic doctor with over 15 years experience in both fields. His work and research are focused on increased patient safety. His anatomically based hand rejuvenation injection techniques have been published in the Aesthetic Medicine journal.

Lorenzo teaches globally on this topic and is an advocate for hand pro-ageing and rejuvenation research and procedures to be integrated in the specialist hand surgeons' practice. He runs a CPD accredited masterclass to teach these techniques in his London Bridge based clinic, SE1 Medical Aesthetics.

EXHIBITORS AND SPONSORS



Sovereign Medical Limited
Unit 16, M11 Business Link
Parsonage Lane
Stansted
Essex
CM24 8GF

Email:
kelly.williams@sovereignmedical.co.uk
Telephone: 01279 816167
Website: www.sovereignmedical.co.uk



Sychem Surgical
Unit 3
Mayflower Close
Chandlers Ford
Hampshire
SO53 4AR

Email: info@sychemsurgical.com
Telephone: 02380 014138
Website: www.sychemsurgical.com



Surgical Holdings
7-9 Parkside Centre
Potters Way
Southend on Sea
Essex
SS2 5SJ

Email:
danielcoole@surgicalholdings.co.uk
Telephone: 01702 602050
Website: www.surgicalholdings.co.uk

Sovereign Medical are proud winners of the Innovate UK grant for sono-surgery, committed to revolutionising patient care using Spirecut's incisionless instruments, designed for carpal tunnel and trigger finger surgeries – ensuring precision without incision.

Beyond incision-less methods we will be presenting a diverse range of inventive solutions both existing and new. In collaboration with Meshworks, we introduce our comprehensive upper limb PSI range, eliminating the need to rely on generic plates and PSI guides to match your patients anatomy. Spearheaded by an expert team of UK surgeons, we've standardised custom designs for plates, cages, total lunates, and partial/total scaphoids, ensuring robust PMS and measurable PROMs.

As the steadfast UK distributor for Lepine Maia CMC replacement over the last 14 years, we eagerly anticipate your presence at the upcoming meeting in Leeds and look forward to welcoming you to our stand.

Sychem Surgical combines healthcare expertise and market knowledge to source effective and innovative products and solutions to enable our customers to make more cost-effective decisions across their: surgical theatres, SSD departments and biomedical engineering teams. We aim to assist consultants and healthcare professionals alike to improve patient pathways by being more responsive and agile in identifying customer requirements and patients' needs.

UK manufacturer and repairer of surgical instrumentation, rigid endoscopes and power, established for 35 years and employing 55 people. Manufacturing Sterile Kirchner wires and bespoke Hand Surgery instrumentation sets. Proud distributors of the Chirobloc, lead hand alternative.

Vertec

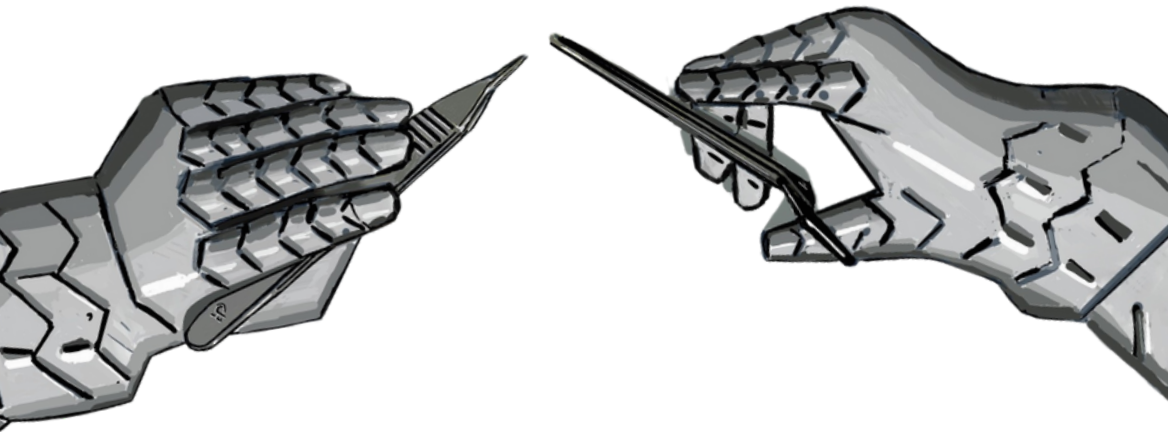
Vertec Scientific Ltd
Unit 44 Easter Park
Benyon Road
Silchester
Reading
RG7 2PQ

Email: sales@vertec.co.uk
Telephone: 0118 970 2100
Email: www.vertec.co.uk

Now established in the UK for more than three decades, Vertec Scientific has earned a reputation for supplying and supporting a wide range of high quality health technology products, accessories and consumables from across the world. This range includes Hologic DXA and x-ray mini c-arm systems, dosimetry, radiotherapy treatment alignment and immobilisation devices, including thermoplastics, plus much more.

The portfolio is supported by qualified Applications Specialists, Product Specialists and multi-faceted Service Engineers.

Vertec's success is due to it's unyielding customer focus and its strategy of only marketing best in class products.



Venue

**Thursday 25 to Friday 26 April 2024 –
BSSH Spring Scientific Meeting, Leeds**

Royal Armouries Museum
Armouries Dr
Leeds
LS10 1LT

Conference rooms

Main conference room: Royal Armouries
Hall C - BSSH Spring Scientific Meeting,
Leeds Thursday 25 to Friday 26 April
Parallel session – Bury Theatre, - BSSH
Spring Scientific Meeting, Leeds
Thursday 25 to Friday 26 April

Baby and carer room

Baby carer is in the Barton Suite.

Registration and information desk

Registration desk is in the Vera Suite It will
be open at the following times:
Thursday 25 April – 07.45 – 17.00
Friday 26 April – 08.30 – 15.30

Cloakroom

There is no formal cloakroom available,
coat rails will be available in the foyer
where the registration desk is situated.

Posters

Poster Viewing
Posters can be viewed in Royal Armouries
Hall C.

Wi-Fi

Wi-Fi is available at the Royal Armouries.

Exhibition

The trade and exhibition will be available
to view throughout the conference,
taking place in Royal Armouries Hall A
and B. There are a few stands in the
registration foyer. The BSSH Audit,
Arthrex, HM Medical and BSSH Global
Partnership stand will be available in the
registration foyer.

Lunch and refreshments

Catering points can be found in the trade
exhibition areas Royal Armouries Hall A
and B.

Taping of sessions

Any videoing, photography and sound
recording of the conference sessions is
strictly forbidden, without prior written
permission from the organising
committee.

Speaker loading

Speaker loading is in the Aire Suite.

Conference app

Download the conference app via your
device's app store – search for 'The Event
App by Events Air'. Then enter the app
code: bsshspring24, then you will be
required to log in, with your email
address and the app pin that was sent to
you in your joining instructions.

The app provides the full programme,
abstracts and speaker biographies in an
easily accessible format that, once
downloaded, can be used without a
connection to the internet. Within the
app you can also opt in or out of the
delegate list.

INFORMATION FOR DELEGATES

Future meetings

BSSH Instructional Course in Hand Surgery

9.1 Soft tissue reconstruction, burns and infection

7-8 June 2024, Manchester

BSSH Cadaveric Masterclass

6 June 2024, Manchester

BSSH Autumn Scientific Meeting 2024

14-15 November 2024, The ICC, Belfast

Registration

Online registration is available throughout the conference, visit the website to register.

https://www.bssh.ac.uk/about/events/4621/bssh_spring_scientific_meeting_2024

Registration rates are:

Thursday 25 to Friday 26 April (Main scientific meeting) Standard rate Tickets for social events are not available to those registering while the meeting is in progress, please visit the registration desk.

CPD points

The following CPD points have been awarded for this meeting:

CPD points:

Thursday 25 April: 6.5 points

Friday 26 April: 6 points

Full Meeting (Thursday and Friday): 12.5 points

***Certificates with confirmation of CPD points will be sent to all delegates in the week after the event by email.**

Photographs and videos

Photographs and videos may be taken during sessions, break times, exhibition and social events which may be shared on our website, social media and BSSH Member Bulletin. If you wish to be excluded from photographs and/or videos, please come and speak to us at the registration desk.

For more information about how we will use your data, please read [The BSSH Privacy Policy](#).

Registration categories	Full Meeting (2 days)	One day (Thursday or Friday)
BSSH Fellow members /International / Consultant associates	£450	£230
BSSH Associate /International (Trainees) / Affiliate members (allied health professionals)	£240	£125
BSSH Hon/senior	£140	£75
Trainee non member	£275	£140
Med student/nurse	£60	£35
Therapist (non-members)	£255	£130
Consultant / Other non member	£475	£240
BSSH STASH	£55	£30

Social and networking

Thursday 25 April - Society Dinner

The Society dinner will be held at The Queens Hotel, Leeds.

Come along and enjoy a three course meal and local entertainment.

Tickets for social events are not available to those registering while the meeting is in progress, please visit the registration desk.

BSSH members attending the full meeting will receive a discounted dinner ticket at £25.00

All other attendees to pay £75.00 for a dinner ticket.

Venue

The Queens Hotel
New Station Street City Square
Leeds
LS1 1PJ

Dinner schedule

19:30 - 20:00 Arrival and drinks reception
20:00 - 22:00 Dinner to be served - three-course sit down meal
22:00 - 00:00 Entertainment - band

Dress code

Formal black tie

Special thanks to James Henderson for designing the artwork for the BSSH Scientific Spring meeting.

HANDS ON:

BSSH Patient and Public Involvement and Engagement Network

HANDS ON is a network for patients, family members, caregivers, and the general public who want to contribute to the work of the BSSH. We're here to make a difference and improve the lives of patients with hand conditions through patient and public involvement and engagement (PPIE).



Please ask your patients to consider joining.

HELP HEAL THE HANDS OF MALAWI LION HAND UNIT



BSSH THE BRITISH SOCIETY FOR
SURGERY OF THE HAND



LION
The Lilongwe Institute of
Orthopaedics & Neurosurgery



The British Association
of Hand Therapists

The BSSH LION Hand Unit has now started its second year of this 5 year project and the momentum and energy continues to grow, with new volunteers engaging and adding value to this inspiring project at Kamuzu Central Hospital in Lilongwe.

About LION

The Lilongwe Institute of Orthopaedics and Neurosurgery (LION) is a new purpose-built healthcare facility for treating injured Malawian patients free of charge. It is attached to the Kamuzu Central Hospital, in Lilongwe, which serves a catchment population of several million people.

How we are helping

BSSH and BAHT volunteer surgeons and therapists will work in the LION Hand Unit for five years, assisting in the delivery of life changing treatment for patients with elective and traumatic conditions of the hand.

Through education and clinical training, LION aspires to become self-sufficient in the provision of specialist hand services by the end of the project.

About Malawi

Malawi is one of the 10 poorest countries in the world and has the 9th highest rate of road traffic deaths in the world. For every death, there are 25 non-fatal injuries causing permanent disability which can affect whole families, leading to poverty and dependency.



Scan to find out
more and donate

Support our volunteer hand
surgeons and hand therapists.

Please donate what you can!



